

Training & Workshops from  
**PolicyPak Software**



# **PolicyPak Bootcamp**

Syllabus & information for:

- Live Instructor Online Classes
- Self-Paced Online Classes
- Live Instructor Private Classes

**PolicyPak**<sup>®</sup>  
SECURING **YOUR** STANDARDS<sup>™</sup>

## Contents

Training & Workshops from .....	1
.....	1
PolicyPak Bootcamp.....	1
Syllabus & information for:.....	1
• Live Monthly Online Classes .....	1
• Self-Paced Classes .....	1
• Live Private Classes .....	1
Contents .....	i
Introduction .....	1
PolicyPak Bootcamp Course Breakdown: .....	2
Who Should Attend The Bootcamp? .....	3
Bootcamp4	
Summary .....	4
Which course is right for me: In-Person, Online Live or Online Self Paced .....	6
About the In-person Live class (Paid) .....	6
About the Online Live class (Free) .....	6
About the Online Self-paced class (Free).....	6
Course Composition .....	7
Note / Warning / Information.....	7
PolicyPak Bootcamp Outline .....	8
PolicyPak Overview .....	8
Windows 10 Project Success: Part 1 – File Associations ( <i>File Associations Manager</i> ).8	
Browser Management & Java versions ( <i>Browser Router &amp; Java Rules Manager</i> ) .....	9
Windows 10 Project Success: Part 2 – Start Screen & Taskbar ( <i>Start Screen &amp; Taskbar Manager</i> ) .....	9
All about Scripts ( <i>Scripts Manager</i> ) .....	9
Removing Local Admin Rights & Stopping Malware ( <i>Least Privilege Manager</i> ) .....	10
Scripts – sometimes you need them ( <i>Scripts Manager</i> ).....	10

Reduce GPO Clutter & Eliminate Loopback (*Admin Templates Manager*) ..... 11

Managing Desktop Applications (*Applications Manager*)..... 11

Keeping PolicyPak Healthy..... 12

PolicyPak Cloud Edition & MDM Edition ..... 12

Compliance with the *Group Policy Compliance Reporter* ..... 13

About Your Instructors ..... 14

    Jeremy Moskowitz ..... 14

    Whitney Rayl ..... 14

    David Lawrence ..... 14

Final Thoughts ..... 16

## Introduction

You've got PolicyPak. Congrats... !

If you have any of the following:

- PolicyPak Group Policy Edition
- PolicyPak Cloud Edition
- PolicyPak MDM Edition
- PolicyPak Group Policy Compliance Reporter

Now it's time to take it to the next level .. for you and your whole team.

If you want to know more about using PolicyPak to managing your desktops with what you already have (in-box Group Policy) or working on non-domain joined machines with PolicyPak Cloud, or are thinking about some future scenarios with MDM then you are reading the right stuff .. and about to take the right training class.

The following pages will outline the training that the **PolicyPak Bootcamp** offers to get you up to speed with Group Policy.

This outline is for the **PolicyPak Bootcamp** which can be taken:

- Self-paced Online: Learn at your own pace alongside video lessons.
- Live Online: Bi-Monthly live sessions are available.
- Live as a Private class: Have one of our instructors come to your business.

Tip: To start the Self-Paced online training, log on to the customer portal at <https://www.policypak.com/customerportal/login.html>, look for Bootcamp, then choose the Bootcamp schedule that best fits your needs.

Tip: To schedule a Private class, email [sales@policypak.com](mailto:sales@policypak.com) to understand costs and available dates.














If you want to learn everything about Group Policy, then you need to attend Jeremy's training class, I came in as a novice and left an expert. **Jeremy speaks to you, not above you.**

—John Shorey, Desktop Computing Specialist, Princeton University

## PolicyPak Bootcamp Course Breakdown:

We'll walk through all of the current PolicyPak components shown below and show how they're utilized to solve some of the most common IT challenges. In addition you'll see how we utilize them in a variety of infrastructures, in house, remote, and domain or non-domain joined.



 <b>Application Settings Manager</b>	Enforce and lock down your application settings across your network.
 <b>Least Privilege Manager</b>	Kill Local Admin Rights. Elevate specific apps and scripts. Block Ransomware and "Unknown-ware."
 <b>Browser Router</b>	Map specific websites to specific browsers.
 <b>Java Rules Manager</b>	Map specific internal & external websites with Java applets to a specific version of Java.
 <b>File Associations Manager</b>	Map specific extensions or protocols like PDF or MAILTO: to Acrobat and Outlook
 <b>Start Screen &amp; Taskbar Manager</b>	PolicyPak Start Screen & Taskbar Manager easily lets you place Desktop, Windows Universal and Edge tiles into your desired Start Screen groups; and keeps those groups locked so users cannot work around them.
 <b>Admin Templates Manager</b>	Reduce GPOs by "targeting" settings. Export Group Admin Templates to be deployed using SCCM (etc.). Export Group Policy ADMX settings to be deployed using MDM.
 <b>Preferences Manager</b>	Export Group Policy Prefs settings to be deployed using MDM.
 <b>Security Settings Manager</b>	Export Group Policy Security settings to be deployed using MDM.
 <b>Scripts Manager</b>	Run PowerShell, JavaScript, VisualBasic and Batch scripts and target your users or computers.
 <b>PolicyPak GP Compliance Reporter</b>	Learn how to set up the FREE and PAID version of the PolicyPak Group Policy Compliance reporter !

## Who Should Attend The Bootcamp?

Anyone who touches the endpoint. Examples of people who attend include...

### Active Directory Architects:

- People who make Group Policy implementation decisions.

### End-User Computing / Desktop Admins / Desktop Design Engineers:

- Craft the desktop; don't leave it up to end-users to walk all over you. Use the power of PolicyPak, the Cloud, and MDM so you'll be in charge; not your users.

### Domain Administrators, Server Operators, and Server Administrators:

- These professionals want to plan and manage their Group Policy design the right way, the first time! Or, maybe a second time via PolicyPak if you have a Group Policy mess.

### Security Administrators:

- PolicyPak increases your security. Ensure these administrators have a firm foundation in PolicyPak, they can ensure that security measures are accurately implemented and enforced.

### OU Administrators:

- These key administrators need to understand how to implement PolicyPak just as much as Domain Administrators do.

### MSPs:

- If you've got multiple customers, and use PolicyPak Cloud, know how to do everything with PolicyPak across all customers.

### MDM Administrators:

- Got MDM? If you have Intune, Workspace One or MobileIron, and want to implement management for desktops and add PolicyPak is involved, this is the class for you.



Confident Administrators after finishing a live event.

## Bootcamp

The PolicyPak Bootcamp supercharges your confidence and understanding of what you can accomplish with our tools to better organize, secure, and monitor compliance with your standards.

### Summary

Lesson	Summary
<b>1. PolicyPak Overview</b>	Understand today's common IT challenges, the PolicyPak components that help you tackle them, and how it can work with what you already have.
<b>2. Windows 10 Project Success: Part 1 - File Associations</b>	Discover how to gain control of File Associations and avoid the confusing Windows 10 messages related to them
<b>3. Browser Management &amp; Java Versions</b>	Find out how to use multiple browsers and choosing a default. Learn about using multiple versions of Java on the same machine.
<b>4. Windows 10 Project Success: Part 2 - Start Screen &amp; Taskbar Manager</b>	See how to create and easily maintain your ideal Windows 10 Start Screen and Taskbar settings for all your machines.
<b>5. Removing Local Admin Rights &amp; Blocking Malware</b>	Protecting your users from themselves and rogue threats without using handcuffs.
<b>6. Scripts - sometimes you need them</b>	See how your must have scripts can be managed and made even more versatile
<b>7. Reduce GPO Clutter &amp; Eliminate Loopback</b>	Get organized and in control of all your GPO's.
<b>8. Managing Desktop Applications</b>	Take application management to the next level in GP land.
<b>9. Keeping PolicyPak Healthy and Up to Date</b>	Learn the key steps to keep your PolicyPak environment protected, up to date, and trouble free.
<b>10. PolicyPak Cloud &amp; PolicyPak MDM</b>	Delivering real Group Policy to remote clients
<b>11. Compliance</b>	Ensuring your Group Policy settings are in force, everywhere, right now.

“”

“After listening to Jeremy, I felt much more confident in working with Group Policy and using it for many benefits in our Organization. The book was a great supplement, too.”

—Mark Flannery, Manager, IT Operations, Miller-Valentine Group.



## Which course is right: In-Person, Online Live or Online Self Paced?

### About the In-person Live class (Paid)

The Live class means that “we come to you.”

You will have Jeremy Moskowitz, former Group Policy MVP and founder of PolicyPak software or someone else on the PolicyPak support team come to you for three days of hands-on PolicyPak training and labs.

You get to pick your own dates, and have open discussions as needed.

Time permitting, we can also work thru any challenges you have with implementation of PolicyPak.

In summary, you’ll get the best experience if you have us come to you.

Information about getting lab machines pre-set up and printouts required is sent to you well in advance.

### About the Online Live class (Free)

The class is also taught every other month and is 100% free to all customers.

That being said, this is not a “drop in / drop out” course.

We expect that students take the course very seriously. So much so that if you attend every lesson, and perform every lab, there’s a HUGE SECRET GIFT waiting for you at the end!

The HUGE SECRET GIFT is only given to students who fully attend every single lecture of the three day course.

This is a similar experience to the In-Person class.

Information about getting lab machines pre-set up and printouts required is sent to you well in advance.

### About the Online Self-paced class (Free)

Don’t have three consecutive days to get up to speed? Well you can do it at your own pace with our pre-recorded videos and your own self-paced labs.

You can still ask questions in the forums about the class, and we'll be here for you!

## PolicyPak Bootcamp Course Composition and Itinerary

### Course Composition

Here is the breakdown of how the Bootcamp works:

- 33% Lecture/knowledge transfer
- 33% Demonstration of concepts
- 33% Hands-on lab time—turning concepts into practice
- 1% Time to catch your breath!

This approach helps you understand the material on multiple levels and reinforces the concepts *before* you actually use them in a production environment.

### Note / Warning / Information

This itinerary may be somewhat different than what is actually delivered. While we try to do our best to stick to the itinerary, sometimes accommodations must be made for time and the good of the class.

If you need one-on-one time with your instructor to work on an issue you'd like to discuss, he will do every effort to help you out.



The Live Class experience.

## PolicyPak Bootcamp Outline

**Note:** We are constantly improving and updating. Your actual course outline may differ slightly from the details shown here.

### PolicyPak Overview

<b>Talk &amp; Demo</b>	<ul style="list-style-type: none"> <li>• What PolicyPak is not</li> <li>• Current day IT challenges</li> <li>• The PolicyPak components</li> <li>• What you don't need</li> <li>• Working with technology you already have</li> <li>• Setting up and using PolicyPak</li> <li>• Licensing</li> </ul>
<b>Labs</b>	<ul style="list-style-type: none"> <li>• PolicyPak Installation</li> <li>• Lab environment setup</li> <li>• Understanding licensing</li> </ul>

### Windows 10 Project Success: Part 1 – File Associations (*File Associations Manager*)

<b>Talk &amp; Demo</b>	<ul style="list-style-type: none"> <li>• Entertaining yet annoying new errors you get in Windows 10</li> <li>• “Open With” doesn't work anymore</li> <li>• Making Open With work again – without PolicyPak</li> <li>• Making Open With work even better WITH PolicyPak</li> <li>• Handling protocols like MAILTO:</li> <li>• Handling multiple associations</li> <li>• Setting associations for apps you don't have installed yet</li> <li>• Bonus Tips: Hiding File Associations from the settings page.</li> </ul>
<b>Labs</b>	<ul style="list-style-type: none"> <li>• Creating policies with a static map (.PDF --&gt; Acrobat reader.)</li> <li>• Creating policies with multiple extensions (Extension wizard for VLC Media player)</li> <li>• Creating policies for Network Protocols (Mailto: --&gt; Outlook)</li> </ul>

“After taking Jeremy's Group Policy Class, my staff and I were able to reduce the number of help desk calls dramatically! Thank you Jeremy!  
 —Scott Iver, MCSE Systems Administrator, Royal Canin USA, Inc.

## Browser Management & Java versions (*Browser Router & Java Rules Manager*)

<b>Talk &amp; Demo</b>	<ul style="list-style-type: none"> <li>• When you have multiple browsers – setting the default one</li> <li>• Using the best browser for the right situation</li> <li>• Edge and Internet Explorer 11 in the Enterprise</li> <li>• Internet Explorer Enterprise and Document modes</li> <li>• Using Browser Router alongside File Associations Manager</li> <li>• Having/using multiple versions of Java</li> <li>• Designating versions of Java to use for specific sites</li> <li>• Blocking Java everywhere with exceptions</li> </ul>
<b>Labs</b>	<ul style="list-style-type: none"> <li>• Setting up a default browser</li> <li>• Mapping specific URL's to specific browsers</li> <li>• Managing IE Document mode</li> <li>• Block unwanted web sites</li> </ul>

## Windows 10 Project Success: Part 2 – Start Screen & Taskbar (*Start Screen & Taskbar Manager*)

<b>DEMO</b>	<ul style="list-style-type: none"> <li>• Building a Golden image – the old way</li> <li>• Building an organized, easily managed Golden image the PolicyPak way</li> <li>• Crafting the a new standardized Start Screen</li> <li>• Creating the ideal Taskbar</li> <li>• Working with Desktop/UWP apps and Edge Tiles</li> <li>• Tips and Tricks</li> </ul>
<b>Labs</b>	<ul style="list-style-type: none"> <li>• Setting up a custom start menu without affecting the existing one</li> <li>• Completely replace the existing Start Menu with a custom one</li> <li>• Pinning applications to the Taskbar</li> </ul>

## All about Scripts (*Scripts Manager*)

<b>DEMO</b>	<ul style="list-style-type: none"> <li>• Standard Logon/Logoff Startup/Shutdown scripts</li> <li>• Scripts with Group Policy</li> <li>• Scripts and MDM</li> <li>• Using example scripts</li> <li>• Troubleshooting</li> </ul>
<b>Labs</b>	<ul style="list-style-type: none"> <li>• Implementing APPLY &amp; REVERT scripts</li> </ul>

### Removing Local Admin Rights & Stopping Malware (*Least Privilege Manager*)

<b>Talk &amp; Demo</b>	<ul style="list-style-type: none"><li>• Increasing security while getting payback</li><li>• Running as admin – why it’s not good</li><li>• Getting rid of widespread Admin Rights</li><li>• Selectively bypassing the UAC prompt to restore some user capabilities</li><li>• Malware facts</li><li>• Applocker – is it the end all solution?</li><li>• Blocking the bad stuff with PolicyPak SecureRun</li><li>• Generating your own rules &amp; using pre-configured advice</li><li>• Best practices</li></ul>
<b>Labs</b>	<ul style="list-style-type: none"><li>• Elevating applications as a standard user</li><li>• Allowing standard users to install a specific version of an application</li><li>• Blocking unknown apps with SecureRun</li><li>• Allowing certain apps to run</li><li>• Elevating scripts</li><li>• Implementing Challenge &amp; Response codes</li><li>• Securing the Least Privilege Manager Secret GPO</li><li>• Using Apply on Demand</li><li>• Using Events to see what happened earlier</li></ul>

“After going to one of his sessions... I was able to deploy Group Policy at my company with confidence!  
—David R., Urbaniak WorkWise, Inc.

### Scripts – sometimes you need them (*Scripts Manager*)

<b>Talk &amp; Demo</b>	<ul style="list-style-type: none"><li>• Group Policy &amp; PolicyPak can’t do EVERYTHING</li><li>• Merging the power of scripting with the versatility in PolicyPak</li><li>• Integrates with your MDM service</li></ul>
<b>Labs</b>	<ul style="list-style-type: none"><li>• Script testing with PolicyPak Scripts</li></ul>

## Reduce GPO Clutter & Eliminate Loopback (*Admin Templates Manager*)

<b>Talk &amp; Demo</b>	<ul style="list-style-type: none"> <li>• GPO “filtering” limitations</li> <li>• Revisiting Collections and Item Level Targeting</li> <li>• Loopback processing – what is it?</li> <li>• How to not use Loopback processing</li> <li>• PolicyPak “Switched” Mode”</li> <li>• Getting organized with PolicyPak Group Policy Merge Tool</li> <li>• The ultimate guide to managing screen savers</li> </ul>
<b>Labs</b>	<ul style="list-style-type: none"> <li>• Eliminating the need for WMI filters</li> <li>• Switched mode, not Loopback</li> <li>• Using Collections</li> <li>• Merging existing ADM/ADMX settings to reduce GPO's</li> </ul>

## Managing Desktop Applications (*Applications Manager*)

<b>DEMO</b>	<ul style="list-style-type: none"> <li>• What makes an application Group Policy enabled?</li> <li>• Reg, Pref, GPPrefs comparison and shortcomings</li> <li>• Application Manager brings it all together</li> <li>• Setting up Application Manager</li> <li>• Building your own application Paks</li> <li>• Gotcha's</li> </ul>
<b>Labs</b>	<ul style="list-style-type: none"> <li>• Installing &amp; utilizing the Pak DLL's</li> <li>• Managing Firefox settings</li> <li>• Creating custom Paks</li> </ul>

“ [I] used the tools he demonstrated and those tools saved me a lot of time and money.  
 —Will Fahim, Senior Network Engineer, County of Orange, CA

## Keeping PolicyPak Healthy

<b>Talk &amp; Demo</b>	<ul style="list-style-type: none"> <li>• How to get new PolicyPak components</li> <li>• Keeping your Clients up to date</li> <li>• Getting licenses for new components</li> <li>• Updating application Paks</li> <li>• Backup and Restore settings</li> <li>• Tweaking the client behaviour</li> <li>• Getting all the “goods” from the Portal</li> <li>• The Warranty and getting support</li> <li>• On-line resources: KB's, Training</li> <li>• Troubleshooting</li> </ul>
<b>Labs</b>	<ul style="list-style-type: none"> <li>• None</li> </ul>



As always, your insight is invaluable. The gems you've provided in your books have saved me hours of research time. The personal touch with e-mail responses is untouchable! Many thanks and keep up the brilliant work!

—Roberto Garcia, Senior Network Engineer, LanLogic

## PolicyPak Cloud Edition & MDM Edition

<b>Talk &amp; Demo</b>	<ul style="list-style-type: none"> <li>• Getting to MDM from Group Policy</li> <li>• Group Policy over the internet – the hard way</li> <li>• PolicyPak and Group Policy delivered over the internet</li> <li>• Exporting the policies</li> <li>• PolicyPak + MDM requirements</li> <li>• PolicyPak Cloud – bringing in the exported policies</li> <li>• Deploying the Cloud Client</li> <li>• PolicyPak Cloud reporting</li> <li>• Securing PolicyPak Cloud</li> </ul>
<b>Labs</b>	<ul style="list-style-type: none"> <li>• Using PolicyPak Exporter to package your rules for MDM</li> <li>• Performing PolicyPak Cloud installation and deployment.</li> </ul>

“ After taking Jeremy's class, I was able to create and troubleshoot Group Policy in our environment. Others tried to convince me that the "Microsoft Standard" is to have one huge policy, but troubleshooting that policy for them was a nightmare. After they saw how easy it was to create smaller, less complicated policies, **troubleshooting became a piece of cake.**  
—David Nietrzeba, Server Administrator, University of Toledo

### Compliance with the *Group Policy Compliance Reporter*

#### Talk & Demo

- Verifying sure policies are delivered – the hard way
- Doing it the easy/fun way with PolicyPak for every user and computer
- It's cheap too

#### Labs


- Deploying GPCR, Pull & Push mode

“ Jeremy ... really has a great way of explaining things in a way that is easy to understand. If you are new to AD or GPOs, his style helps you understand rather than clouding the issue, which can sometimes happen when speakers think they are talking to seasoned admins. I found his books to be a valuable resource and a treat. Not only because of the content, but his writing style is similar to his speaking style. I don't get lost and my eyes don't glaze over. There's humor there that I find rare in other IT writings.  
—Pamela Greaves, Information Technology Specialist II, Solano County Library



## About Your Instructors

### Jeremy Moskowitz



**Jeremy Moskowitz** is a former 15-year Group Policy MVP Awardee and Founder of **PolicyPak Software**.

Jeremy's book and articles have been read by millions and translated into multiple languages. Jeremy has written for Windows IT Pro Magazine, REDMOND Magazine, Microsoft Technet Magazine, Inside Technology Training Magazine, PC Magazine, & Ziff-Davis' Windows Professional Journals, among others.

Jeremy has spoken at just about every existing Windows conference about Group Policy, including Microsoft TechEd / Ignite, Microsoft Management Summit, WinConnections, and TechMentor.



### Whitney Rayl

**Whitney Rayl** is a customer support team member and holds weekly deep dive classes on a variety of PolicyPak topics. You can check out her schedule on the Upcoming Training section of the PolicyPak Customer Portal.

Whitney loves training customers and ensuring that they achieve success with PolicyPak. When I'm not at my computer, you can find her either sailing traditionally rigged ships or practicing circus arts!



### David Lawrence

**David Lawrence** is a customer support team member as well.

A geek at heart and lover of technology, he enjoys bringing the power of IT to businesses and fellow engineers. With close to two decades in the industry, much of it focused on Active Directory, Group Policy, and cloud-based management.

When not waist high at my standing desk, he is knee high in the family pillow fight, raising a geek and geekette to know the joys of sci-fi and superheroes.

## Final Thoughts

When it comes to PolicyPak, Group Policy and MDM, *no one* teaches it better than Jeremy Moskowitz and his team.

Students will learn hundreds of real-world uses for this powerful technology combo. When the classes end, the students can be confident in the skills they've learned.

The courses are a 1-2-3 punch:

- 1** Knowledge transfer
- 2** Concept demonstration
- 3** Hands-on lab time



This training approach helps students understand the material on multiple levels and reinforces the concepts *before* they put their knowledge into practice in production.

Remember, the Bootcamp is available via several means to suit your needs, Bi-monthly live class, private class at your company, or via recorded sessions on-line.

Book your FREE ONLINE online today in the customer portal at <https://portal.policypak.com/users/login> !

To have us come onsite, email [sales@policypak.com](mailto:sales@policypak.com).

See you soon!